



Visualizando la calidad: de la investigación a la implementación.
Una aproximación básica desde el análisis de redes.
Antonio González Molina

**Antonio González Molina. Unidad de Información y Evaluación Científica. Vicerrectorado de Política Científica.
Universidad de Córdoba.**



...desde la investigación



Search Sources Lists Catalogo Mezquita

Start exploring

Discover the most reliable, relevant, up-to-date research. All in one place.

Documents Authors Affiliations

Search tips

Search within
Article title, Abstract, Keywords

Search documents

+ Add search field + Add date range Advanced document search

Search

Search History Saved Searches

SCOPUS

<https://www.dimensions.ai/>

The screenshot shows the Dimensions website interface. On the left, there are filters for 'PUBLICATION YEAR' (2021 to 2012) and 'RESEARCHER'. The main area displays search results for 'plastic AND instrument' with 117,651,880 publications. It lists several articles, including 'Inhibitory Control Across Athletic Expertise and Its Relationship With Sport Performance' and 'Effectiveness of Structured Physical Activity Interventions Through the Evaluation of Physical Activity Levels, Adoption, Retention, Maintenance, and Adherence Rates: A Systematic Review and Meta-Analysis'. A graph shows 'Citations (Mean)' over time, peaking around 2018. The right sidebar shows 'ANALYTICAL VIEWS' with research categories like '11 Medical and Health Sciences' and '09 Engineering'.

Bases de datos de información científica



Clarivate

Español

Web of Science Buscar Lista de registros marcados Historial Alertas

Iniciar sesión Registrarse

Descubra contenido multidisciplinar de las bases de datos más fiables en el mundo.

The screenshot shows the Web of Science search interface. It has tabs for 'DOCUMENTOS' and 'INVESTIGADORES'. The search bar contains 'Buscar en: Colección Principal de Web of Science'. Below the search bar, there are options for 'Todos los campos' and a search example 'Ejemplo: liver disease india singh'. There are also buttons for '+ Añadir fila', '+ Añadir intervalo de fechas', and 'Búsqueda avanzada'. A 'Buscar' button is at the bottom right.

WOS

<https://www.lens.org/>

The screenshot shows the LENS.ORG website interface. It displays search results for 'Scholarly Works' with 228,236,987 results. The interface includes a sidebar with filters for 'Rango de fechas', 'Indicadores', 'Autor', 'Institución', 'País', 'Tipo de Cita', 'Financiación', 'Publicación', 'Conferencia', 'Publicación Tipo', 'Asíntesis', 'Subject Matter', 'Open Access', and 'Herramientas de Consulta'. The main area shows a list of search results, including 'Detection of Phytophthora nicotianae by PCR' and 'La France et l'aide de l'Europe à l'Afrique: de l'épaulement des coûts à la captation maximale des avantages'. A graph shows 'Scholarly Works over time' from 2000 to 2020.



...desde la investigación

Resumen criterios métricas sexenios

Fuentes/Métricas/Dimensiones

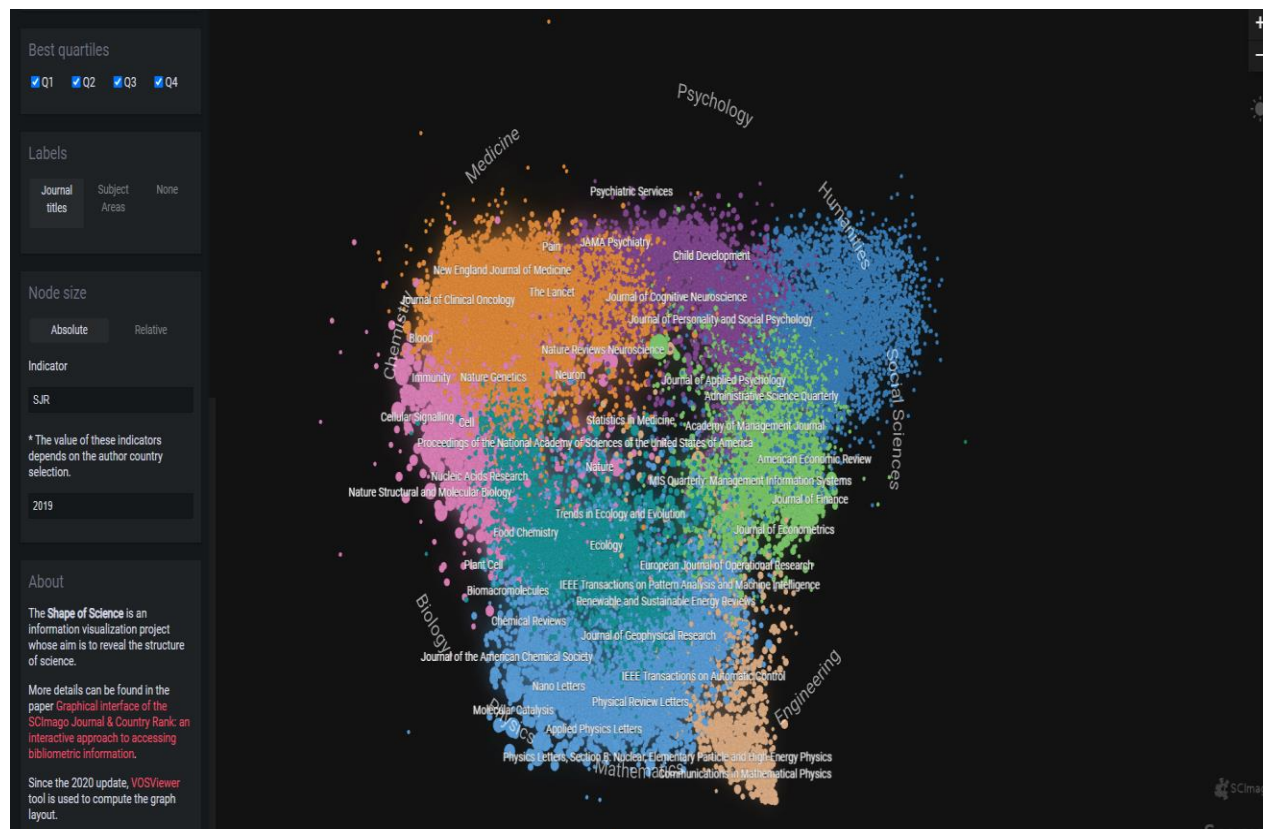
Dimensión	Nº de métricas relacionadas
Citación.	12
Calidad en la gestión del medio.	5
Influencia o adopción social.	4
Visibilidad social.	4
Impacto científico del medio.	3
Uso y lectura.	3
Depósito en repositorio de acceso abierto.	2
Ciencia Abierta a la Sociedad.	1

Fuentes sugeridas

Fuente	Nº de veces sugerida
Scopus	4
Dialnet métricas	3
Altmetric.com/PlumX	2
Dimensions	2
InCites*	2
Medio	2
Plataformas editoriales OA	2
Repositorios	2
WoS*	2
DOAB	1
DOAJ	1
ESI*	1
Google	1
Lens	1
OpenCitations	1
Overton	1
ResearchGate/Academia.edu/Altmetric.com/PlumX	1
Scistarter	1
Sello CEA-APQ	1
Sello FECYT	1
Sitios web	1
Wikipedia	1

...desde la investigación

<https://www.scimagojr.com/shapeofscience/>



<https://www.scimagojr.com/journalrank.php>

Filters: All subject areas, All subject categories, All regions / countries, All types, 2019

Only Open Access Journals Only SciELO Journals Only WoS Journals ? Display journals with at least 0 Citable Docs. (3years)

1 - 50 of 30891

Title	Type	SJR	H index	Total Docs. (2019)	Total Docs. (3years)	Total Refs. (2019)	Total Cites (3years)	Citable Docs. (3years)	Cites / Doc. (2years)	Ref. / Doc. (2019)
1 CA - A Cancer Journal for Clinicians	journal	88.192 Q1	156	36	129	2924	22644	89	255.73	81.22
2 MMWR. Recommendations and reports : Morbidity and mortality weekly report. Recommendations and reports / Centers for Disease Control	journal	41.022 Q1	138	4	11	144	898	11	52.00	36.00
3 Nature Reviews Materials	journal	36.691 Q1	80	85	288	8534	12569	151	68.34	100.40
4 Quarterly Journal of Economics	journal	36.220 Q1	246	30	123	1909	2020	119	12.65	63.63
5 Nature Reviews Molecular Cell Biology	journal	29.997 Q1	411	115	382	9251	8074	182	47.70	80.44
6 National vital statistics reports : from the Centers for Disease Control and Prevention, National Center for Health Statistics, National Vital Statistics System	book series	29.810 Q1	95	14	30	379	1059	30	41.61	27.07
7 Nature Reviews Genetics	journal	28.619 Q1	345	113	376	8586	6416	154	32.21	75.98



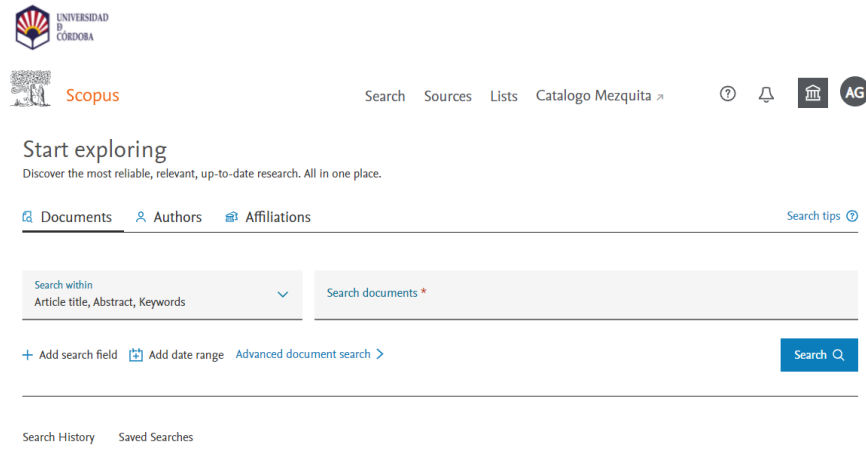
...desde la investigación

Análisis de la producción científica sobre
garantía de calidad en educación
superior en el mundo

Análisis de la producción científica sobre
garantía de calidad en educación
superior en España

Caracterización. Descriptivos

Análisis de redes



UNIVERSIDAD DE CÓRDOBA

Scopus

Search Sources Lists Catalogo Mezquita

Start exploring
Discover the most reliable, relevant, up-to-date research. All in one place.

Documents Authors Affiliations Search tips

Search within
Article title, Abstract, Keywords

Search documents *

+ Add search field Add date range Advanced document search Search

Search History Saved Searches

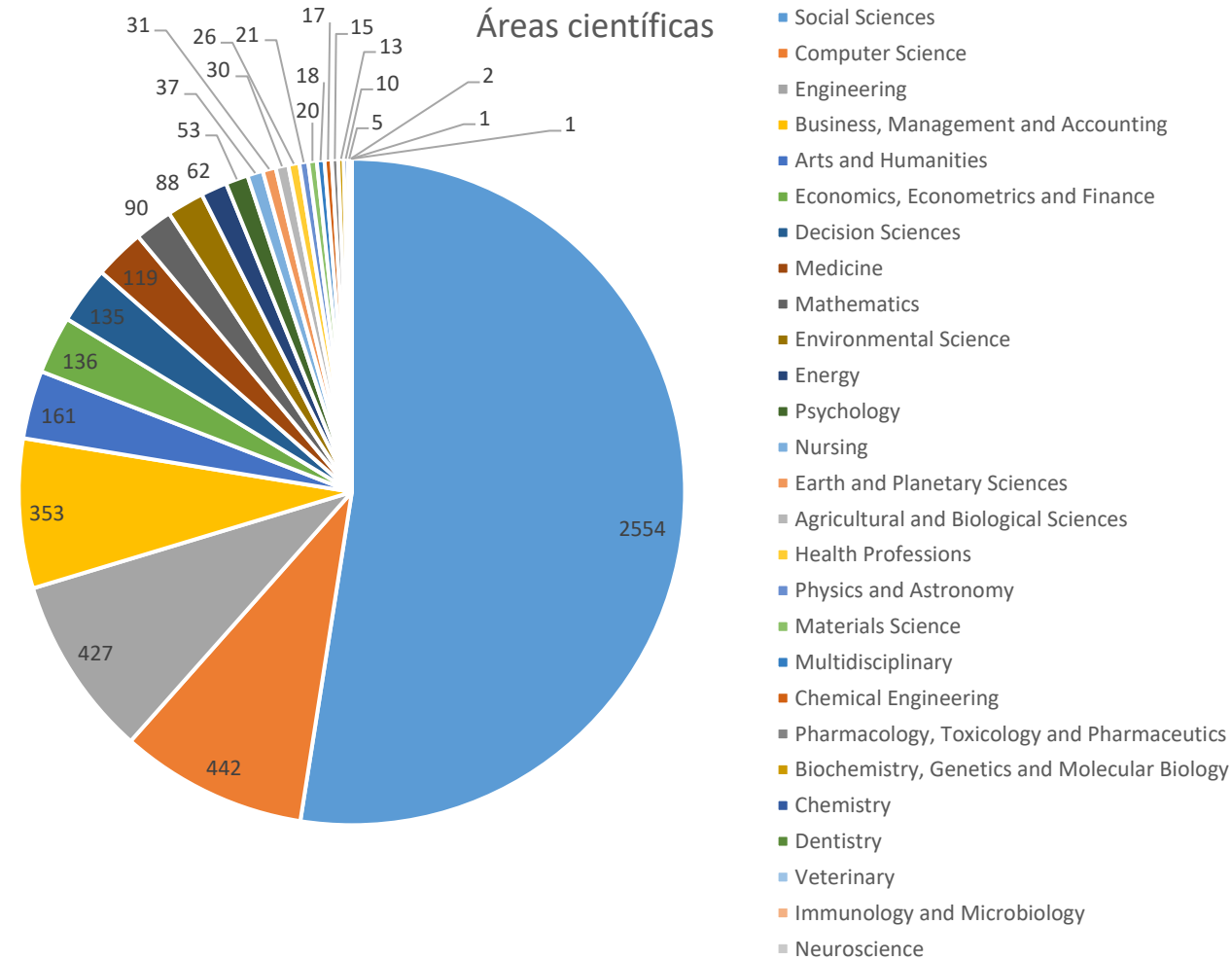
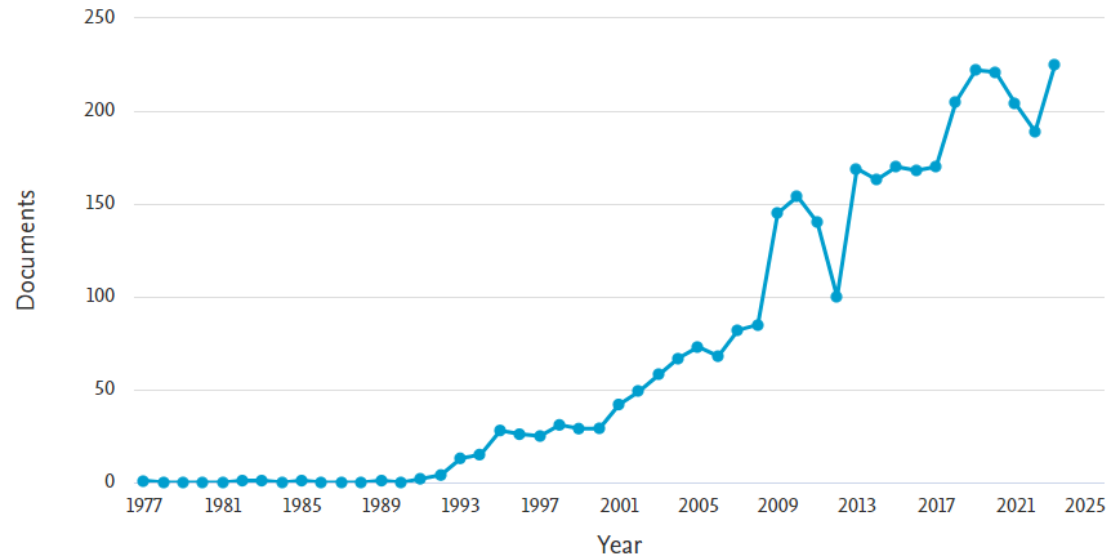
TITLE-ABS-KEY ("Higher Education") AND (TITLE-ABS-KEY ("quality
assurance"))

...desde la investigación

Producción mundial

3376 documentos (artículos, revisiones, libros...)

Documents by year



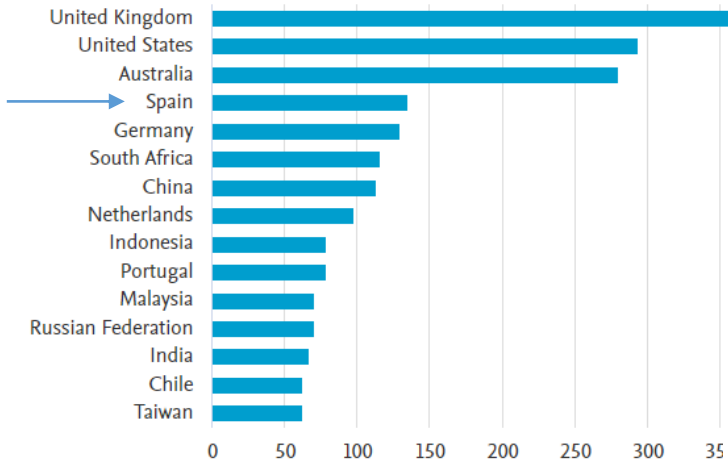
...desde la investigación

3376 documentos (artículos, revisiones, libros...)

125 países
160 instituciones

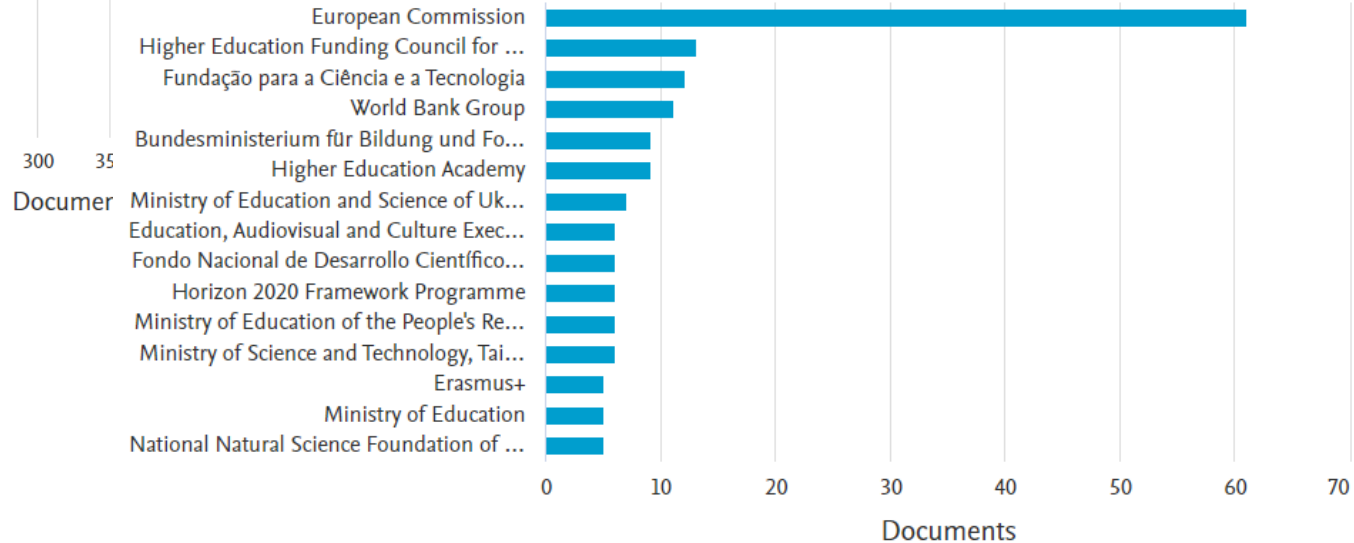
Documents by country or territory

Compare the document counts for up to 15 countries/territories.



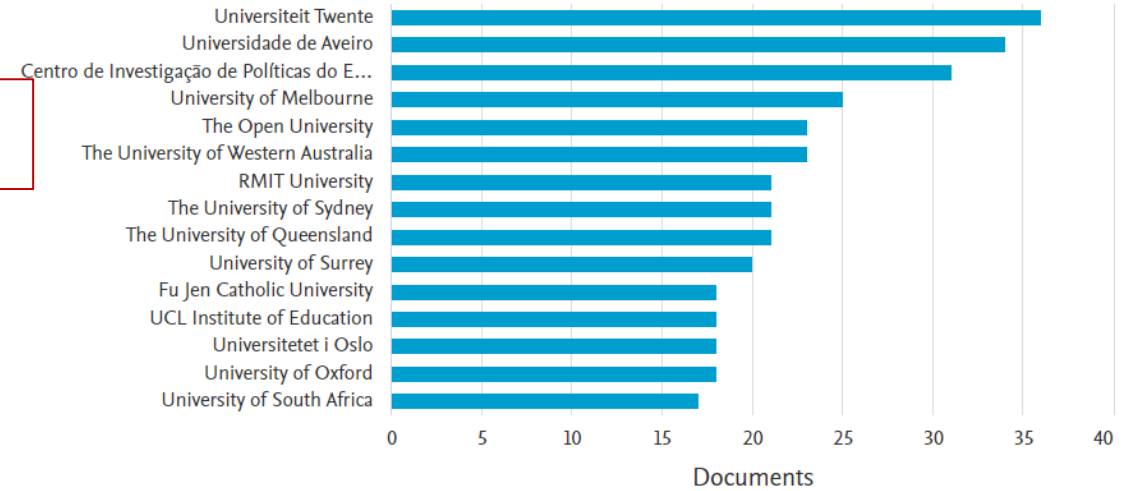
Documents by funding sponsor

Compare the document counts for up to 15 funding sponsors.



Documents by affiliation

Compare the document counts for up to 15 affiliations.

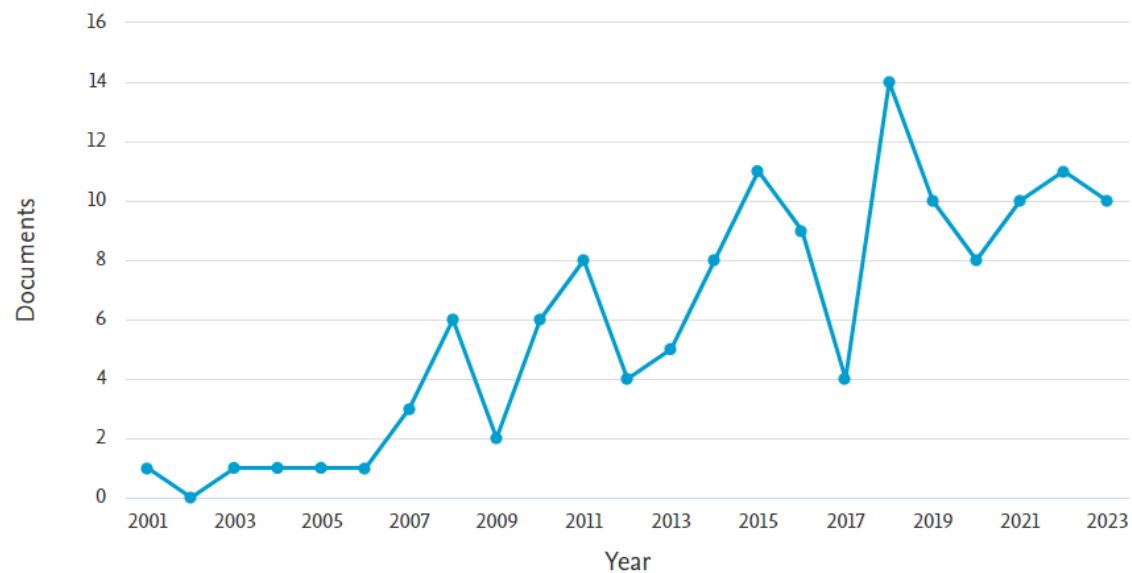


...desde la investigación

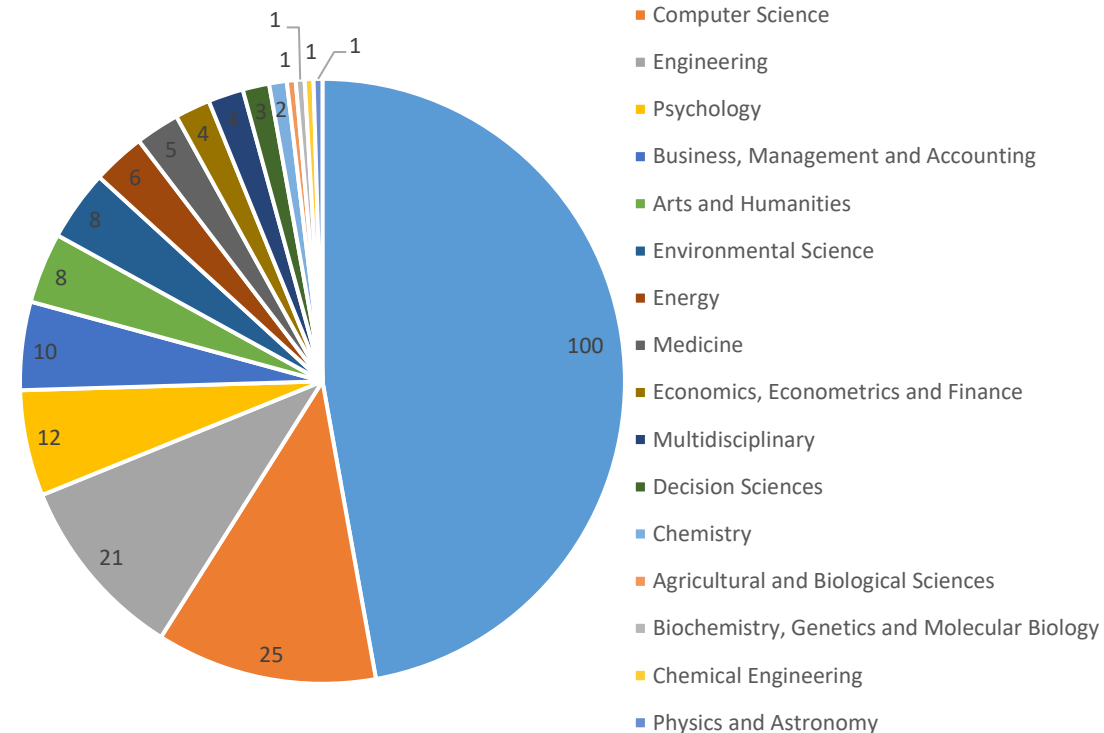
Producción España

137 documentos (artículos, revisiones, libros...)

Documents by year



Áreas científicas



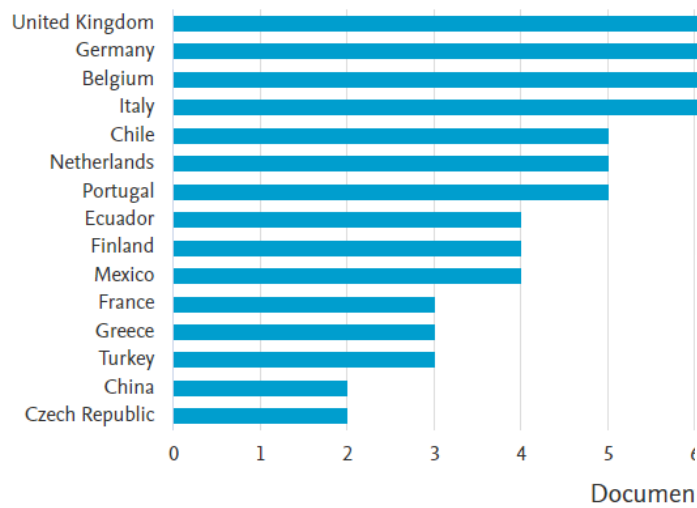
...desde la investigación

Producción España

137 documentos (artículos, revisiones, libros...)

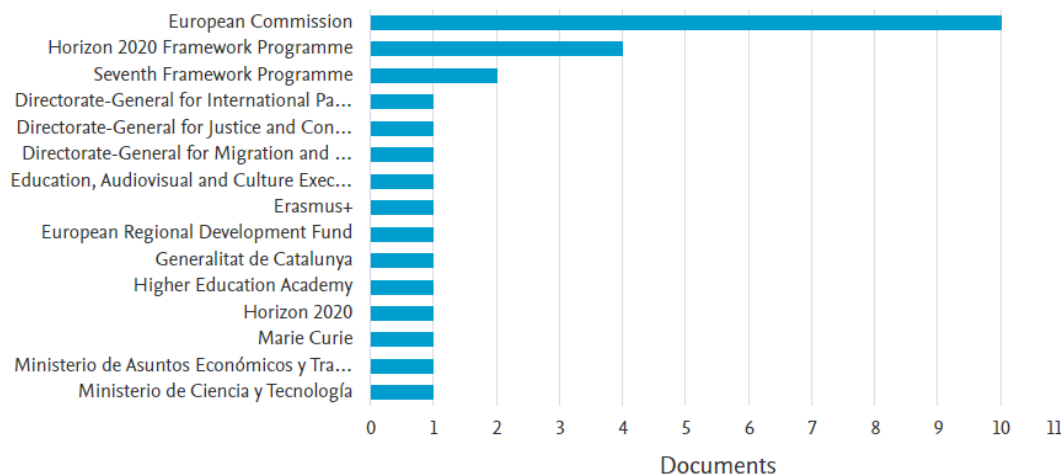
Documents by country or territory

Compare the document counts for up to 15 countries/territories.



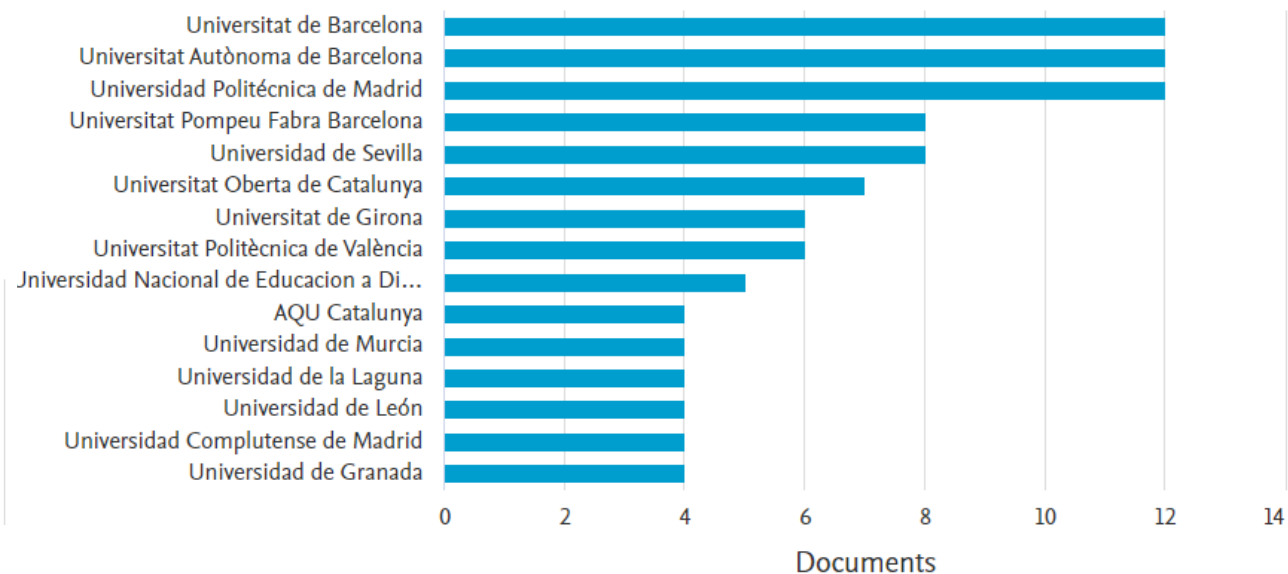
Documents by funding sponsor

Compare the document counts for up to 15 funding sponsors.



Documents by affiliation

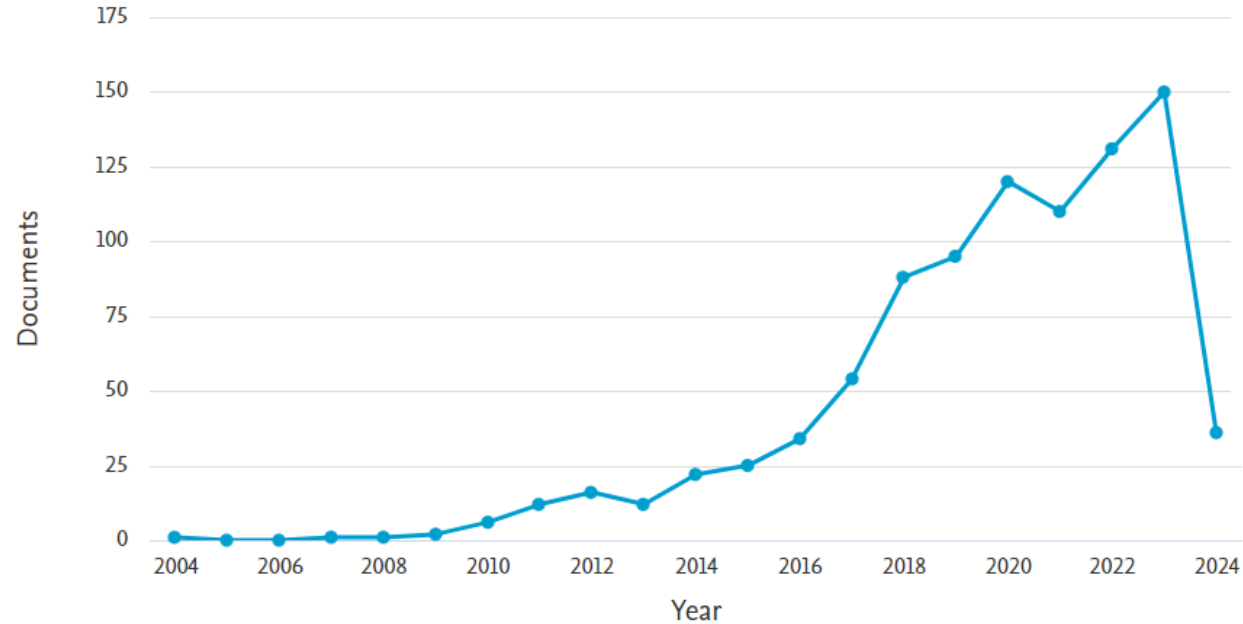
Compare the document counts for up to 15 affiliations.



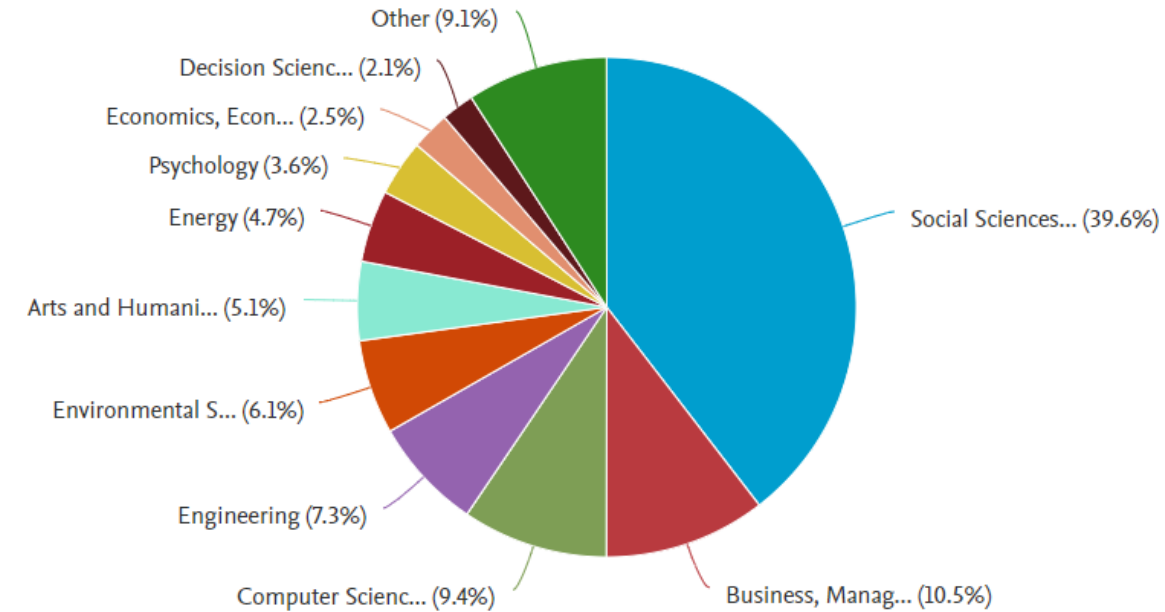
...desde la investigación

Visibilidad de nuestra investigación: 916 citas

Documents by year



Documents by subject area





agmolina@uco.es



<https://www.facebook.com/antoniogmo>



<https://twitter.com/Antoniogomo>



<https://es.linkedin.com/in/antoniogmo>



https://www.researchgate.net/profile/Gonzalez-Molina_Antonio



orcid.org/0000-0002-8223-813X